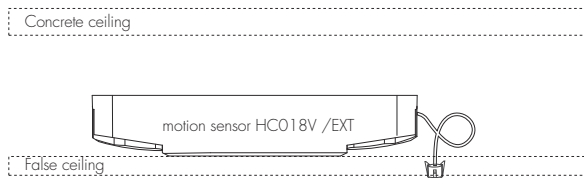
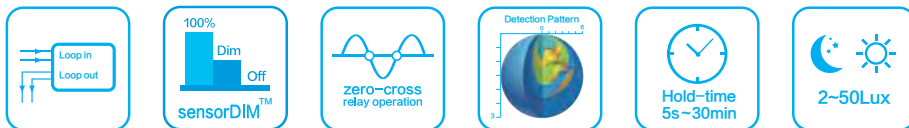
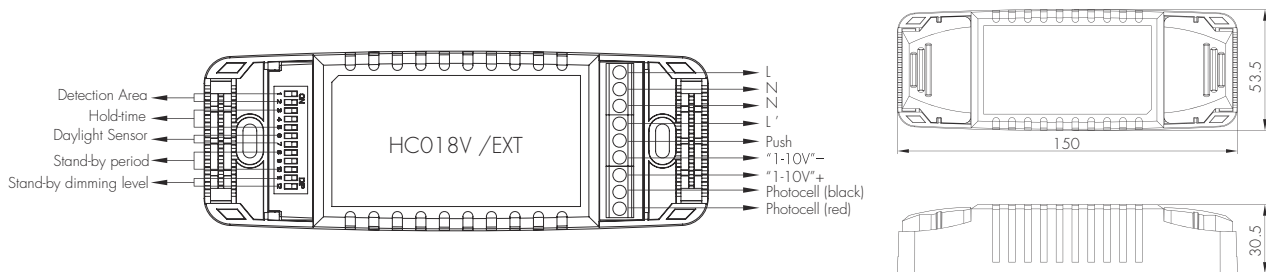


False Ceiling Version Tri-level Control

Model: HC018V / EXT




Ideally suited to retrofit projects where the luminaire is too small to accommodate the sensor internally, this motion sensor can be completely hidden from view thanks to the penetration properties of microwave sensors. Only a small hole is required to position the daylight sensor.


Functions and Options

1 Tri-level Control (Comidor Function)


Same as Tridonic excel control gear, Hytronik builds this function inside the motion sensor to achieve tri-level control, for some areas require a light change notice before switch-off. It offers 3 levels of light: 100% -> dimmed light (10%, 20%, 30%, 50% optional) -> off; and 2 periods of selectable waiting time: motion hold-time and stand-by period; selectable daylight threshold and choice of detection area.



With sufficient natural light, the light does not switch on when presence detected.



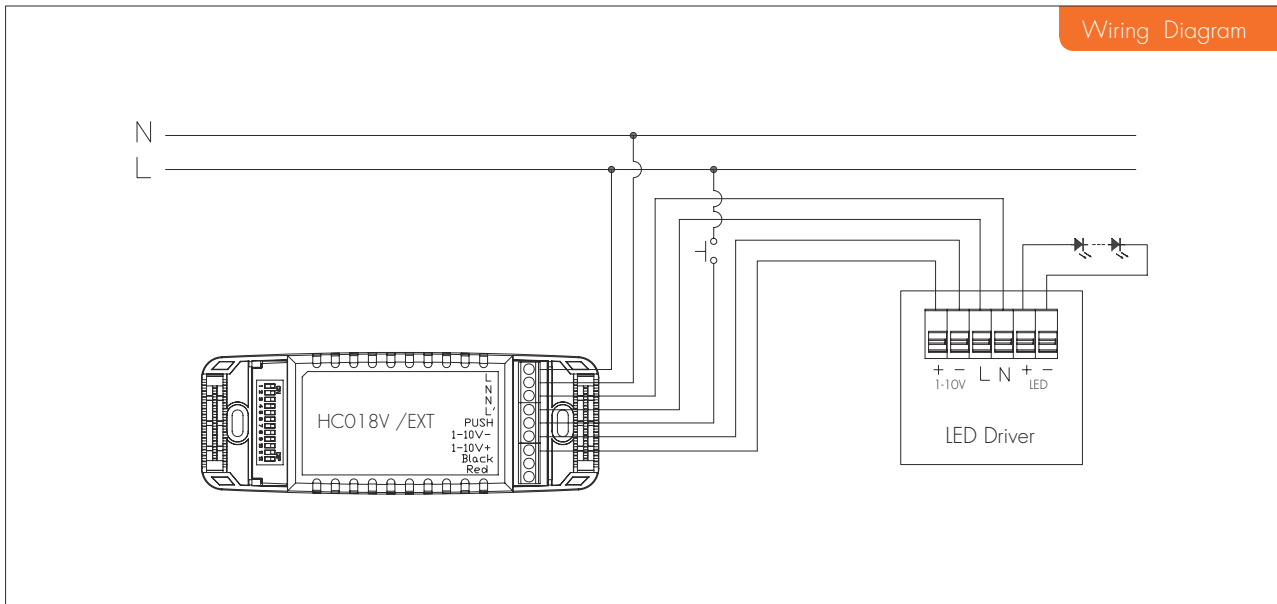
With insufficient natural light, the sensor switches on the light automatically when person enters the room.



People left, light dims to 10%/20%/30%/50% (optional) stand-by level after the hold-time.



Light switches off automatically after the stand-by period elapsed.



2 Zero-cross relay operation

Designed in the software, sensor switches on/off the load right at the zero-cross point, to ensure the in-rush current is minimised, enabling the maximum lifetime of the relay.

3 Loop-in and loop-out terminal

Double LN terminal makes it easy for wire loop-in and loop out, and saves the cost of terminal block and assembly time.

4 Manual override

This sensor reserves the access of manual override function for end-users to switch on/off, or adjust the stand-by dimming level by push-switch, which makes the product more user-friendly and more options to fit for some extra-ordinary demands.

* Short push (<1s): On/off;

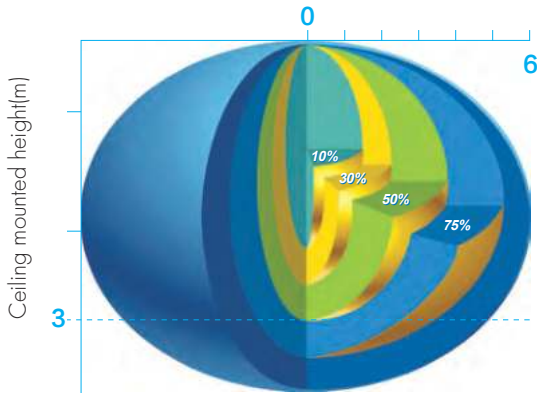
ON → OFF: The light turns off immediately and can not be lighten for a certain time (equals to hold-time preset) even movement is detected.
After this period, the sensor goes to auto sensor mode.

OFF → ON: The light turns on 100% and goes to sensor mode, even when ambient LUX level exceeds the daylight threshold.

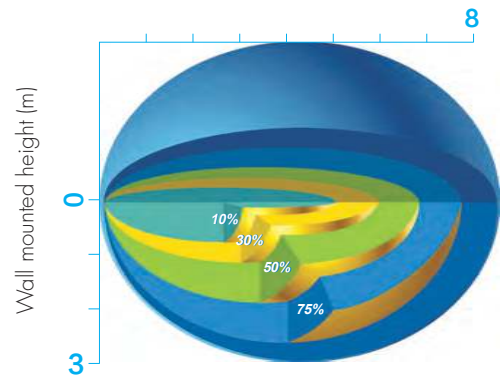
* Long push (>1s): Dim up/down the stand-by dimming level between 10% and 50%.

*If customers do not want to have this manual override function, just leave this "push" terminal alone and don't connect it to any wire.

Detection Pattern



Ceiling mounted detection pattern (m)



Wall mounted detection pattern (m)

Settings

1 Detection area

Detection area can be reduced by selecting the combination on the DIP switches to fit precisely for each specific application.

	1	2	
I	●	●	100 %
II	●	○	75 %
III	○	●	50 %
IV	○	○	10 %



I – 100%
II – 75%
III – 50%
IV – 10%

2 Hold-time

Hold-time means the time period you would like to keep the lamp on 100% after the person has left the detection area.

	3	4	5	
I	●	●	●	5s
II	●	●	○	30s
III	●	○	●	1min
IV	●	○	○	5min
V	○	●	●	10min
VI	○	●	○	20min
VII	○	○	○	30min



I – 5s
II – 30s
III – 1min
IV – 5min
V – 10min
VI – 20min
VII – 30min

3 Daylight sensor

The daylight threshold can be set on DIP switches, to fit for particular application.

	6	7	
I	●	●	Disable
II	●	○	50Lux
III	○	●	10Lux
IV	○	○	2 Lux



I – Disable
II – 50Lux
III – 10Lux
IV – 2Lux

4 Stand-by period (corridor function)

This is the time period you would like to keep at the low light output level before it is completely switched off in the long absence of people.

Note: "0s" means on/off control;

"+∞" means bi-level dimming control, fixture never switches off.

	8	9	10	
I	●	●	●	0s
II	●	●	○	10s
III	●	○	●	1min
IV	●	○	○	5min
V	○	●	●	10min
VI	○	●	○	30min
VII	○	○	●	1h
VIII	○	○	○	+∞



I – 0s
II – 10s
III – 1min
IV – 5min
V – 10min
VI – 30min
VII – 1h
VIII – +∞

5 Stand-by dimming level

This is the dimmed low light output level you would like to have after the hold-time in the absence of people.

	11	12	
I	●	●	10%
II	●	○	20%
III	○	●	30%
IV	○	○	50%



I – 10%
II – 20%
III – 30%
IV – 50%

Technical Data

Operating voltage	220-240VAC
Switched power	Max. 800W (capacitive)
Stand-by power	<0.5W
Warming-up time	20s
Detection area	10/50/75/100%, can be customized
Hold-time	5s/30s/1min/5min/10min/20min/30min, can be customized
Stand-by period	0s/10s/1min/5min/10min/30min/1H/+∞, can be customized
Stand-by dimming level	10%/20%/30%/50%, can be customized
Daylight threshold	2~50Lux daylight/twilight/darkness, can be customized
Microwave frequency	5.8GHz+/-75MHz
Microwave power	<0.2mW
Detection range	Max. (∅xH): 12m x 3m
Detection angle	30°~150°
Mounting height	3m
Operating temperature	-20°C ~ +60°C
IP rating	IP20
Certificate	Semko, CB, EMC, CE, R&TTE, SAA